




Kamats — long



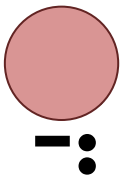
Hirik — short




Patah — short



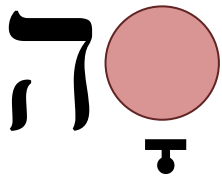
Hirik — long



Hataf Patah - very short




Holam — long



Kamats Hey — long



Kamats Hatuf — short




Tsere — long



Hataf Kamats — very short


Instructions. To create your Hebrew Vowels Flash Cards print the front side first. Remove sheets from printer and rearrange them in reverse order. Print the back of the cards and trim along guide lines.




Segol — short




Holam Vav — long



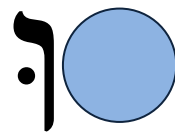
Hataf Segol — very short




Kubuts — short




Tsere Yud — long




Shuruk — long




Segol Yud — long




Sheva (vocal) — very short




Kamats Yud Vav — long




Holam Yod — Diphthong




Shuruk Yud — Diphthong



Patah Yud Hirik — Diphthong



Kamats Yud — Diphthong



Patah Yud — Diphthong

Instructions. To create your Hebrew Vowels Flash Cards print the front side first. Remove sheets from printer and rearrange them in reverse order. Print the back of the cards and trim along guide lines.

A Hebrew Learning resource from Etz Hayim—“Tree of Life” © 2009. www.etz-hayim.com